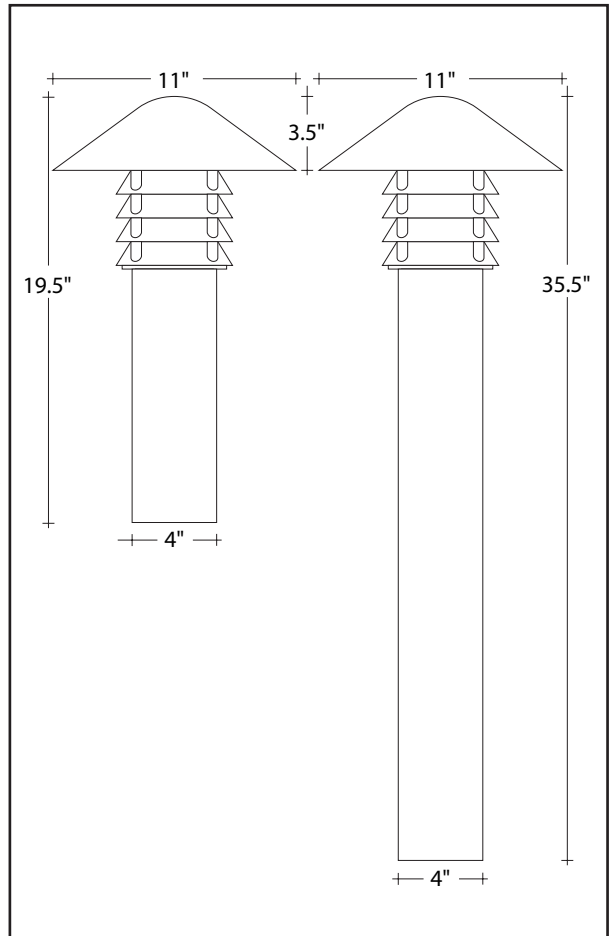


MB3

- Construction:** Cast bronze outer components, .110" thick or greater.
Brass 4" OD tubing, .090" thick.
- Shaft Height:** 12" and 28" heights are available. Other heights can be specified, in inches.
- Lens:** Industry-standard vaporproof, prismatic, tempered glass.
- Mounting:** Concrete mounted fixture uses 3/8" stainless steel lag bolts through bollard's internal bronze mounting collar. Stainless hex nuts below collar allow for leveling.
- Finish:** Unfinished. Fixture will weather to a natural patina finish.
- Lamp (120V):**
 - 27CFL 27 watt fluorescent (standard)
 - 50MH 50 watt ED17 metal halide
 - 70MH 70 watt ED17 metal halide
 - 100MH 100 watt ED17 metal halide
- Lamp (12V):**
 - 50H12 50 watt GY6.35 halogen
 - 75H12 75 watt GY6.35 halogen

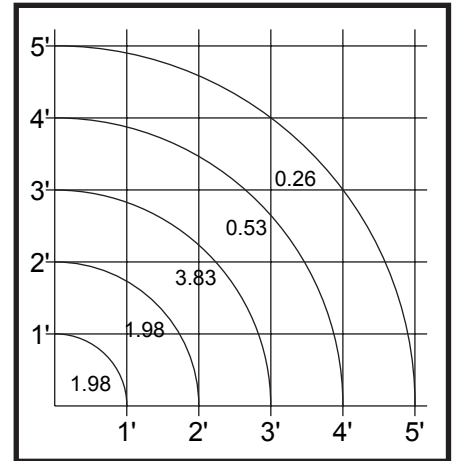
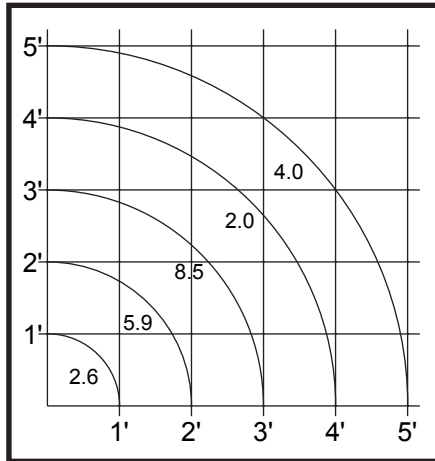
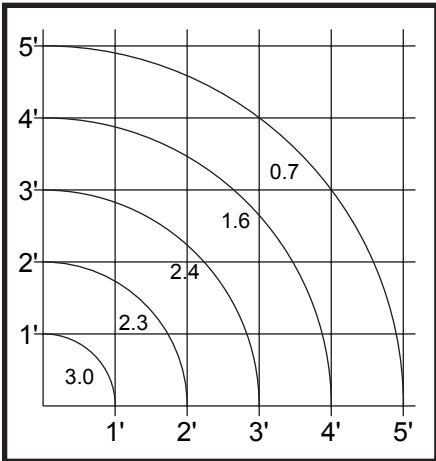


Horizontal footcandles at radius from fixture with standard 28" shaft height

27 watt fluorescent

50 watt metal halide
70 watt metal halide multiply by 1.4
100 watt metal halide multiply by 2.0

50 watt GY6.35 halogen
75 watt multiply by 1.5



Specification Example

MB3 — 28 — 27CFL

Fixture Model Shaft Height Lamp

Seashore Lighting • 941-753-0349 • www.SeashoreLighting.com